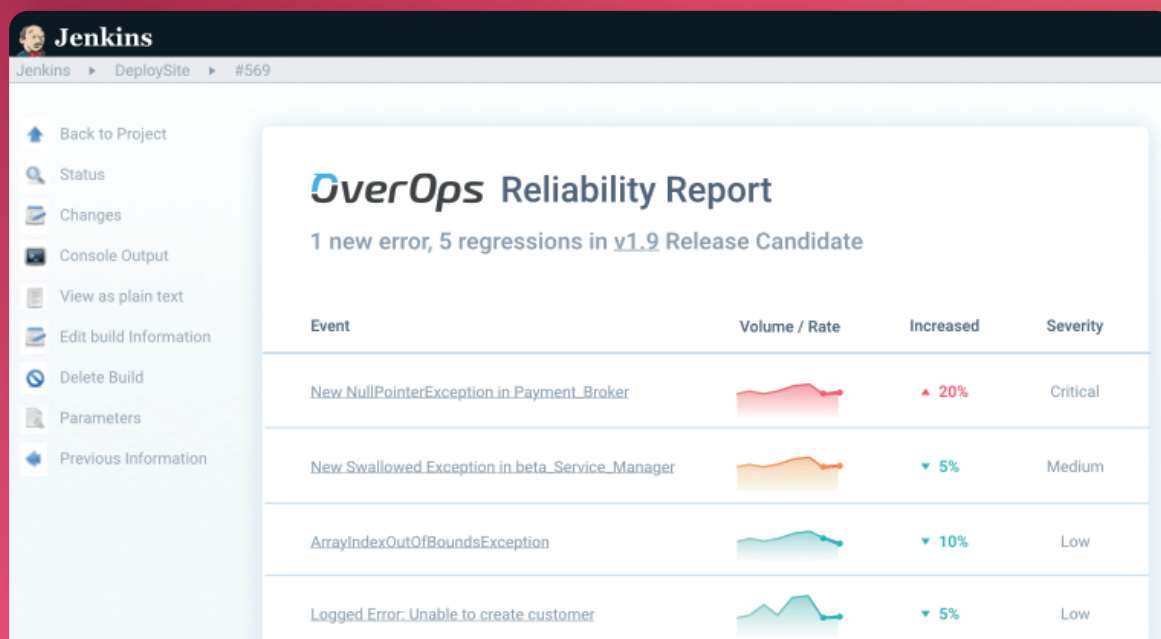


# OverOps + Jenkins

## Never Promote Bad Code Again

OverOps code quality gates in Jenkins detect critical new and increasing errors and slowdowns missed by test automation, and route them to the right developer with all the data needed to solve them in minutes



Today's development and QA teams are faced with short release cycles, leaving limited time to test and verify code quality. Meanwhile, they're under immense pressure to limit errors in production.

The OverOps Jenkins plugin helps solve these challenges by inserting code quality gates across your Jenkins pipeline. OverOps detects all issues regardless of test coverage and log verbosity, and automatically blocks bad code from being promoted.



Identify and prioritize all critical new, increasing and resurfaced errors – even those missed by other tests.

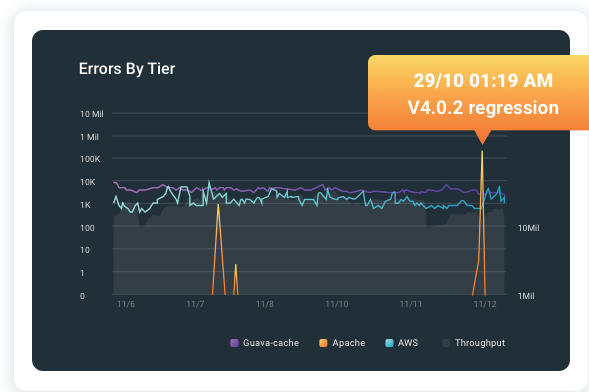


Know when versions are safe to promote and automatically block unstable builds.



Get source code and variable state for each error, allowing your developers to solve it in minutes.

# Know When It's Safe to Promote Code

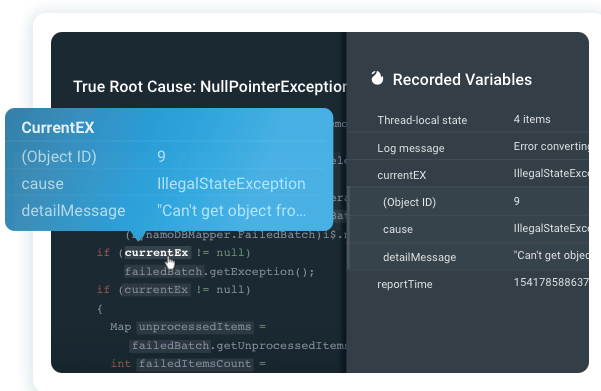
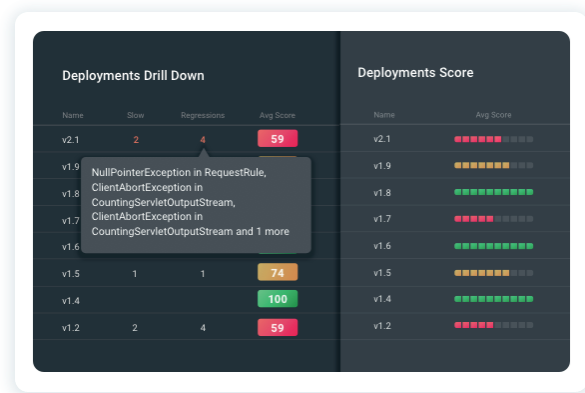


## Catch Critical Errors Before Production

- Automatically detect and prioritize new, increasing, resurfaced and critical issues.
- Classify anomalies according to when they were introduced, their rate and severity.
- Apply Machine Learning to detect anomalies in testing and staging.

## Verify Code Quality for Every Release

- Score the reliability of every release based on new issues, slowdowns and increasing errors.
- Go beyond code coverage and detect errors missed by test automation.
- Block poor quality builds from production using out-of-the-box Jenkins quality gates.



## Get Source Code and Variables to Fix in Minutes

- Reproduce issues 10x faster with source code and variable values.
- See which issues are addressed, and when, with meaningful feedback loops.
- Identify who is responsible for errors and route them back to the right developer via JIRA integration.